

○ TRIPHASE

☒ 400 V

■ MONOTRIPHASE





☒ 230/400 V


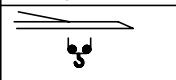


GRU A MONTAGGIO RAPIDO
 GRUE A MONTAGE RAPIDE
 GRUA DE RAPIDO MONTAJE
 GRUA DE MONTAGEM RAPIDA
 QUICK SELFRECTING CRANE
 HYDRAULISCHER SCHNELLMONTAGEKRAN



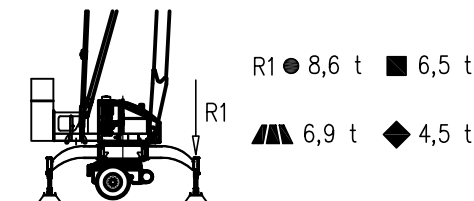
EN 14439-C25
 FEM 1.001-A3

Curve di carico – Courbes de charges – Load diagrams – LastKurven – Curvas de cargas

 20° Triphase	☐ 400V	3	16	18	20,7	m
		500	500	500	500	kg
 20° MonoTriphase	☐ 230/400V	3	16	18	20,7	m
		500	500	500	500	kg
 12° Triphase	☐ 400V	3	16	18	21,5	m
		500	500	500	500	kg
 12° MonoTriphase	☐ 230/400V	3	14	16	21,5	m
		500	500	500	500	kg

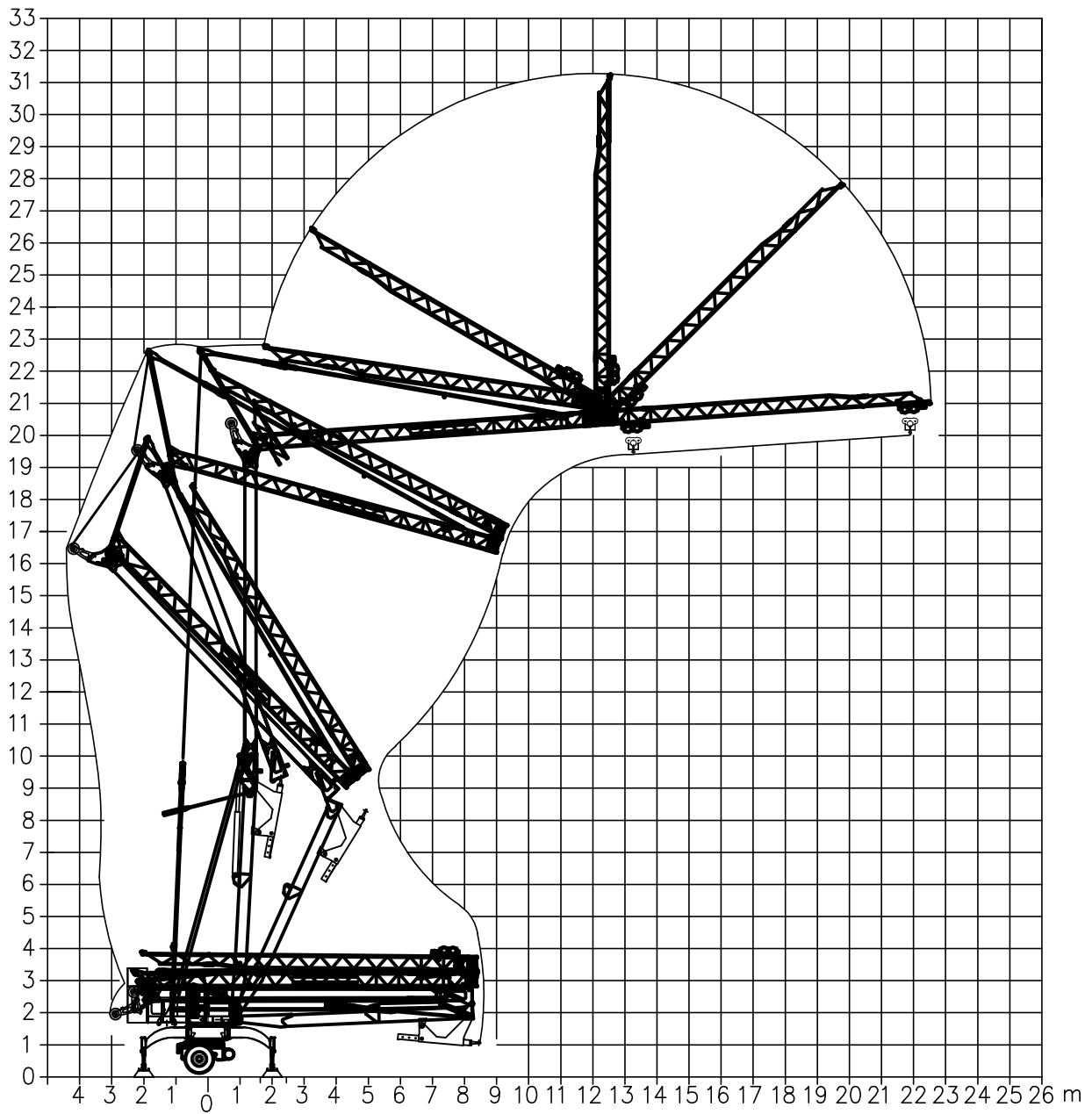
 Triphase	☐ 400V	3	9,46	10	12	14	16	18	20	m	
		1800	1800	1680	1330	1100	930	800	700	kg	
 MonoTriphase	☐ 230/400V	3	9,46	10	12	14	16	18	20	m	
		1800	1800	1680	1330	1100	930	800	700	kg	
 Triphase	☐ 400V	3	9,25	10	12	14	16	18	20	22	m
		1800	1800	1630	1290	1060	900	780	680	600	kg
 MonoTriphase	☐ 230/400V	3	9,25	10	12	14	16	18	20	22	m
		1800	1800	1630	1290	1060	900	780	680	600	kg

Reazioni – Reactions – Réactions – Eckdrücke – Reacciones

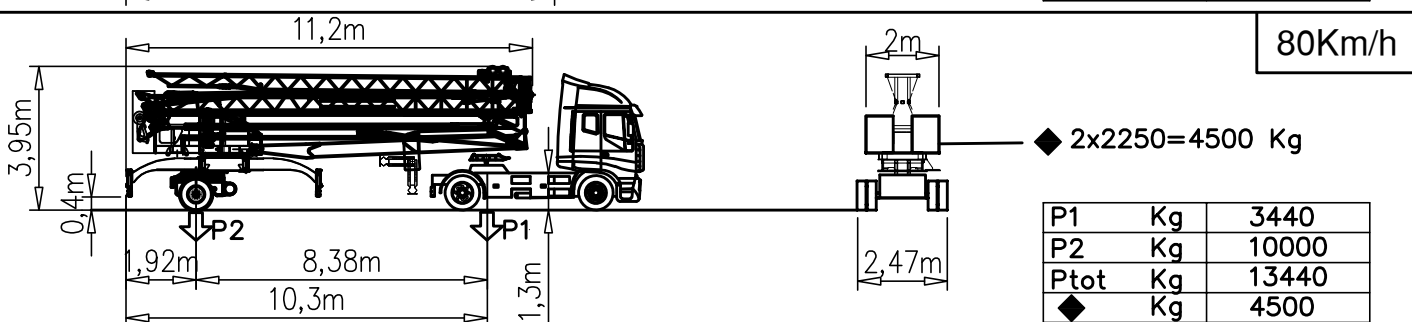
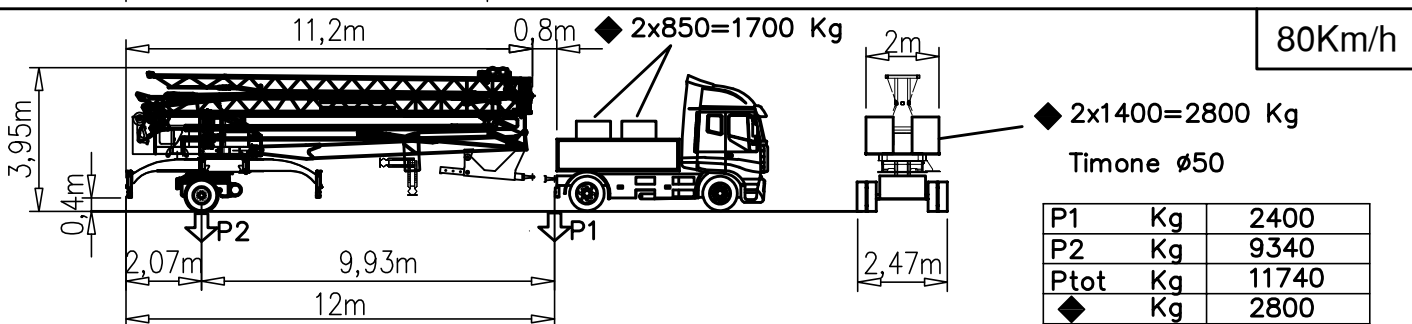

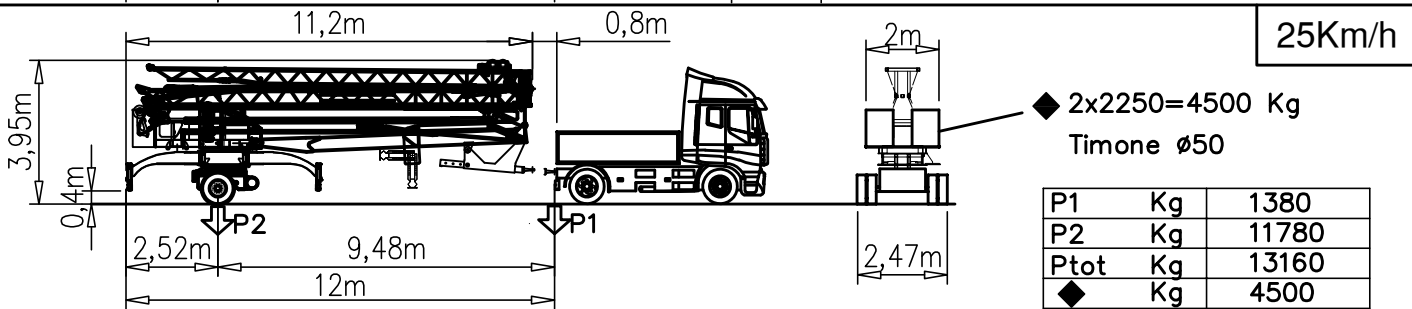
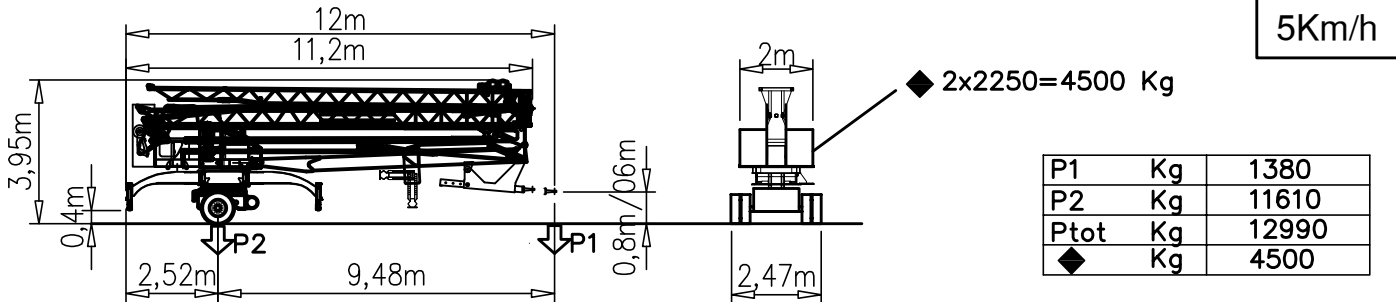
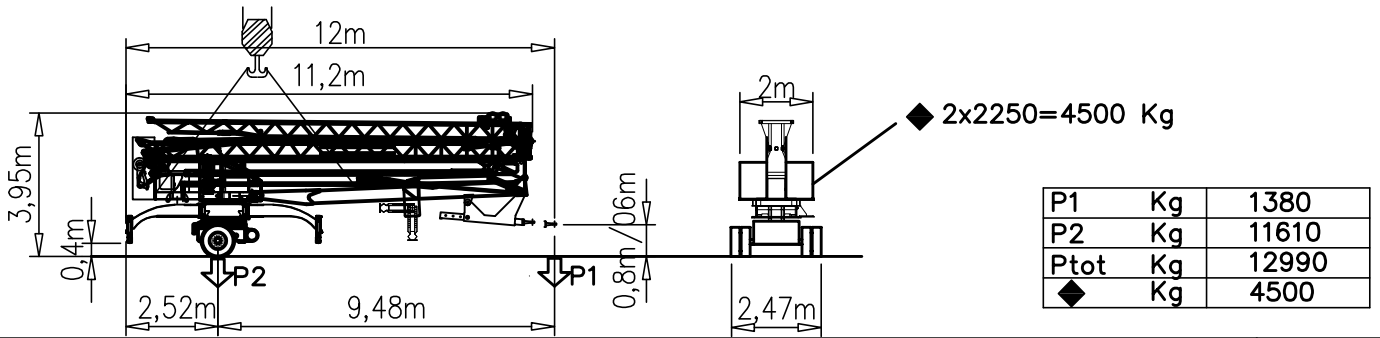



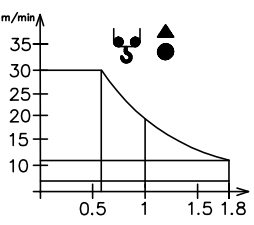
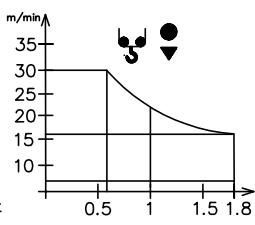


- | | | |
|---------------------------|--|--------------------------|
| ● Reazioni in servizio | ● Reactions in service | ● Réactions en service |
| ■ Reazioni fuori servizio | ■ Reactions out of service | ■ Réactions hors service |
| ▲▲ Peso della gru | ▲▲ Dead weight without transport axles | ▲▲ Poids de construction |
| ◆ Peso zavorra rotante | ◆ Ballast weight | ◆ Poids du lest |
-
- | | | |
|---------------------------------|--------------------------------|---------------------------|
| ● Reaktionskräfte in betrieb | ● Reacciones en servicio | ● Em serviço |
| ■ Reaktionskräfte außer betrieb | ■ Reacciones fuera de servicio | ■ Fora de serviço |
| ▲▲ Konstruktionsgewicht | ▲▲ Peso de la grua | ▲▲ Peso de la grua |
| ◆ Ballastgewicht | ◆ Peso de lastre | ◆ Peso de lastre rotativo |

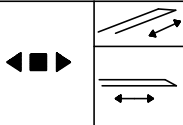

Montaggio – Montage – Erection – Montage – Montaje

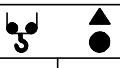
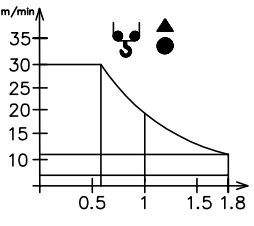
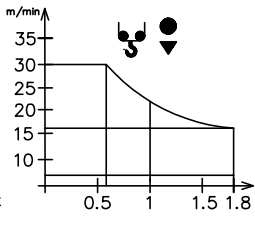

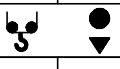


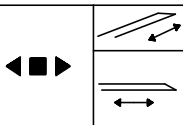

Trasporto - Transport - Transport - Transport - Transporte



Triphase – 400V	V7,5.30 Sollevamento Hoisting Levage Heben Elevaciòn Elevaçao						V7,5.30 5.5 Kw (7.5 Hp) 11 kVA 	
		m/min	4	11				30
		t	1,8	1,8				0,7
								
		m/min	4	16				30
		t	1,8	1,8				0,7

Carrello Trolleying Distribution Katzfahren Distribuciòn Distribuiçao		1a	0 → 30	m/min	2.2 kW (3 Hp)						
		1a									
		2a									
		Rotazione Slewing Orientation Schwenken Orientaciòn Rotaçao					1a	0 → 0.8	giri/min tr/min rp/min	2.2 kW (3 Hp)	
		2a									
		3a									

MonoTriphase – 230/400V	V7,5.30 Sollevamento Hoisting Levage Heben Elevaciòn Elevaçao						V7,5.30 5.5 Kw (7.5 Hp) 230V–2kVA 400V–11kVA 	
		m/min	4	11				25
		t	1,8	1,8				0,7
								
		m/min	4	16				30
		t	1,8	1,8				0,7

Carrello Trolleying Distribution Katzfahren Distribuciòn Distribuiçao		1a	0 → 30	m/min	2.2 kW (3 Hp)						
		1a									
		2a									
		Rotazione Slewing Orientation Schwenken Orientaciòn Rotaçao					1a	0 → 0.8	giri/min tr/min rp/min	2.2 kW (3 Hp)	
		2a									
		3a									

Rete elettrica – Réseau – Mains supply – Netzstrom – Red	230/400V – 50 Hz	400V – 50 Hz
--	------------------	--------------

Potenza elettrica necessaria – Puissance électrique nécessaire Necessary electric power – Anschlusswert Potencia electrica necesaria	V7,5.30/230–2 kVA V7,5.30/400–11 kVA	V7,5.30 – 11 kVA
--	---	------------------


FMgru s.r.l.
 via Emilia 11–29010 Pontenure PC ITALY
 tel. 0523/510446 ric.aut. fax 0523/510365
 www.fmgru.it e-mail: info@fmgru.com

EN 14439–C25
 FEM 1.001–A3
 2000/14/CE



Documento commerciale non contrattuale
Per tutte le informazioni tecniche riferirsi
alle corrispondenti istruzioni

Unverbindliches Vertriebsdokument.
Für technische Informationen, siehe die
entsprechenden Anweisungen.

This commercial document is not legally
binding. For any technical information, please
refer to the corresponding instructions.

Documento commercial no contractual
Para cualquier información técnica,
ver la noticia correspondiente.

Code: 15ICA37B21A0	
Ed. Data	Rev Data
1 15.03.19	0 15.03.19